



SUBMITTAL DATA SHEET

Series Name: Eco Series
Model Number: WOS-09ECO/230 | WIHW-09ECO/230

High Wall Heat Pump System	
Location:	Approval:
Engineer:	Date:
Submitted to:	Construction:
Submitted by:	Unit #:
Reference:	Drawing #:



INDOOR SPECIFICATION		
Indoor Air Flow (Turbo/H/M/L/Si) (CFM)		312.0 / 294.3 / 241.3 / 176.6 / N/A
Indoor Noise Level (Turbo/H/M/L/Si) (dBA)		//41.5/34.5/26.5/19
Dimension (W×D×H)	inch	28.15 x 7.64 x 11.22
	mm	715.0×194.0×285.0
Package (W×D×H)	inch	30.71 x 10.63 x 14.37
	mm	780×270×365
Net/Gross Weight	lbs	17.42/23.15
	kg	7.9/10.5

OUTDOOR SPECIFICATION		
Compressor Type		ROTARY
Compressor Model		KSK103D33UEZ3
Refrigerant		R454B
Refrigerant Oil Charge(mL)		310
Refrigerant Oil		VG74
Outdoor Air Flow (Max) (CFM)		1058.8
Outdoor Noise Level (dBA)		54.5
Dimension (W×D×H)	inch	28.35 x 10.63 x 19.49
	mm	720.0×270.0×495.0
Package (W×D×H)	inch	32.87 x 11.81 x 21.26
	mm	835×300×540
Net/Gross Weight	lbs	51.59/56.00
	kg	23.4/25.4

EFFICIENCY			
Cooling		Heating	
SEER2	19.0	HSPF2-4	9.7
EER2	10.9	COP	3.37

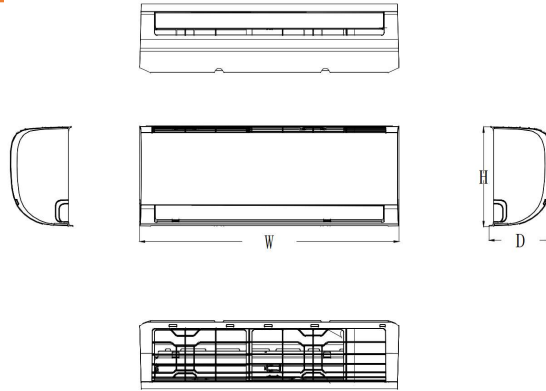
PERFORMANCE of Cooling	
Cooling (Btu/hr)	
Rated Capacity	9000
Min/Max Capacity	3600~12500
Moisture Removal(L/h)	1.2
Standard Operating Range(*F/*C)	5~122(-15 ~ 50)
Conditions:	Indoor: 80°F DB/67°F WB Outdoor: 95°F DB/75°F WB

PERFORMANCE of Heating	
Heating (Btu/hr)	
1. @ 47°F Rated	10000
1. @ 47°F Min/Max Capacity	3800~12400
2. @ 17°F Rated	8000
3. @ 5°F Rated: Capacity / COP	7000/2.15
3. @ 5°F Max: Capacity	7000
Standard Operating Range(*F/*C)	5~72(-15 ~ 24)
1. Conditions:	Indoor: 70°F DB/60°F WB Outdoor: 47°F DB/43°F WB
2. Conditions:	Indoor: 70°F DB/60°F WB Outdoor: 17°F DB/15°F WB
3. Conditions:	Indoor: 70°F DB/60°F WB Outdoor: 5°F DB/5°F WB

ELECTRICAL	
Power Supply	208/230V,60Hz,1Ph
System MCA	10.0
Connection Wiring	14#x4
System MOCP	15
Compressor RLA	6.6
Outdoor Fan Motor RLA	0.3
Outdoor Fan Motor W	25
Indoor Fan Motor RLA	0.4
Indoor Fan Motor W	20
System Power Input @ Cooling (W)	857(306 ~ 1345)
System Power Input @ Heating (W)	896(240 ~ 1160)
MCA: Min. circuit amps (A)	MOCP: Max. over current protection (A)
RLA: Rated load amps (A)	W: Fan motor rated output (W)

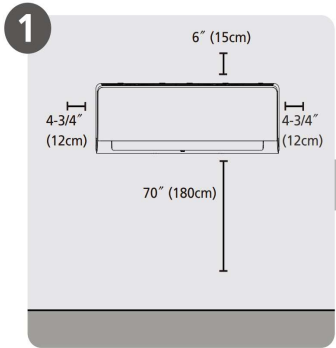
PIPING	
Throttle type(Indoor)	N/A
Throttle type(Outdoor)	Capillary
Liquid Size	6.35mm(1/4in)
Gas Size	9.52mm(3/8in)
Max. Piping Length(ft/m)	82.00(25)
Max. Height Difference(ft/m)	49.20(15)
Max. Pre-charged Length(ft/m)	24.6(7.5)
Refrigerant Pre-charged Amount(oz/g)	20.46(0.58)
Additional Charge of Refrigerant(oz/ft)/(g/m))	0.16(15)
Connection Method	Flared

Indoor Unit Dimension

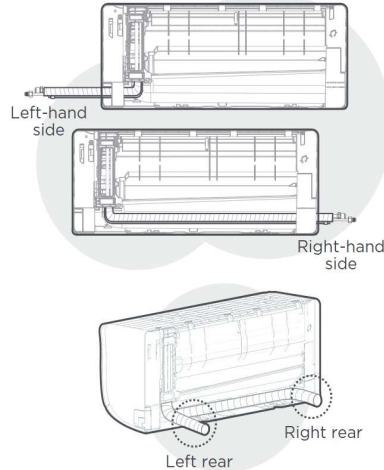


Capacity	Body Code	Unit	W	D	H
9k 115V	A	mm	715	194	285
		inch	28-1/8	7-5/8	11-1/4
9k~12k	B	mm	805	194	285
		inch	31-3/4	7-5/8	11-1/4
18k	C	mm	957	213	302
		inch	37-5/8	8-3/8	11-7/8
24k	D	mm	1040	220	327
		inch	41	8-5/8	12-7/8

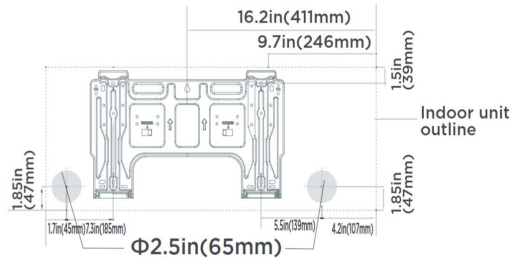
Installation Instruction



Select Installation Location



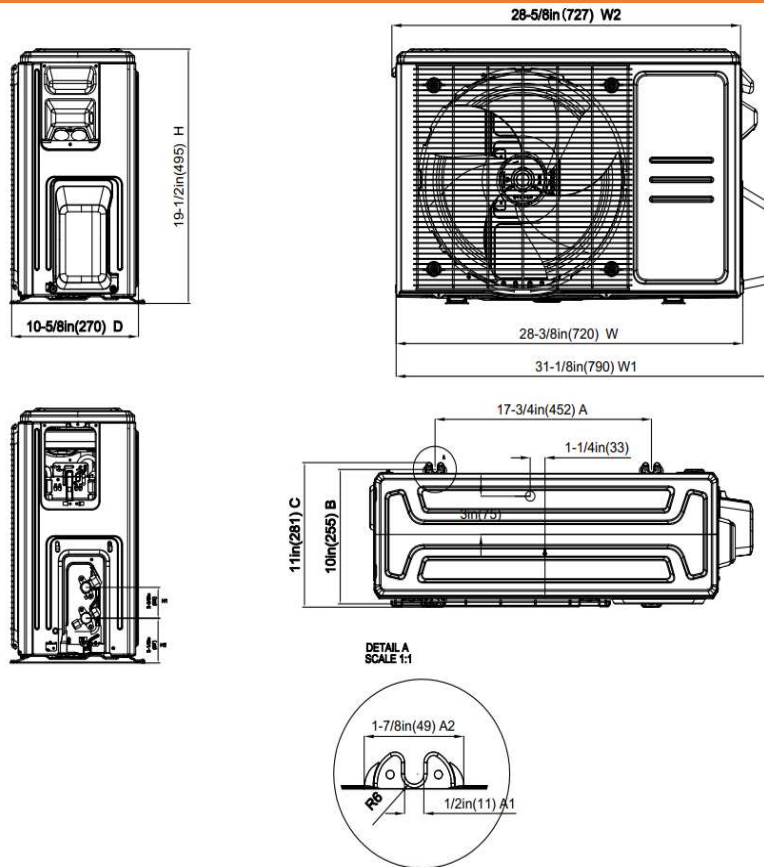
NOTE:
Based on the position of the wall hole relative to the mounting plate, choose the side from which the piping will exit the unit. You have four options for the exit direction of the piping.



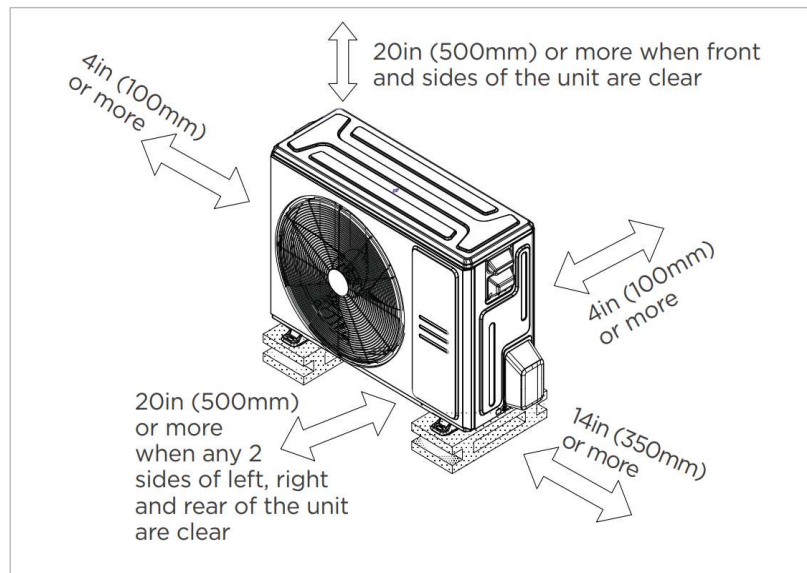
Indoor unit dimensions:
31.7in (805mm) x 11.2in (285mm)

NOTE:
When the gas side connective pipe is $\Phi (5/8$ in) 16mm or more, the wall hole should be (3-1/2in) 90mm.

Outdoor Unit Dimension



Installation Instruction



☒ Meets all spatial requirements shown in Installation Clearance Requirements above.